

Clinical Data

Nerivio was evaluated in six clinical studies. The first study was a prospective, double-blind, randomized, crossover, sham-controlled pilot study. The second study was a multi-center, prospective, randomized, double-blind, sham-controlled pivotal study.

The other two studies were prospective, open label studies that evaluated the safety and efficacy of the Nerivio device in patients with chronic migraines (>15 headache days/month).

The fifth study was a prospective, open label study that evaluated the safety and efficacy of the Nerivio device in adolescent patients (aged 12-17). The sixth study was a prospective, double-blind, randomized, crossover, sham-controlled study that evaluated the safety and efficacy of the Nerivio device as a migraine preventive therapy.

Pilot Study

The results of the pilot study were published in Neurology, March 2017:

<https://n.neurology.org/content/88/13/1250.short>

The pilot study was a single-center, prospective, double-blind, randomized, crossover, sham-controlled pilot study aimed to assess the safety and efficacy of non-invasive remote electrical neuromodulation (REN) with the Nerivio device for the acute treatment of migraine. In this study, 86 people with migraine with or without aura (in accordance with ICHD classification criteria) who had 2–8 attacks per month without preventive medications for at least 2 months were recruited. The participants were requested to treat migraine episodes at home using the device, which randomly provided four different stimuli programs differentiating in pulse width and one sham stimulus. Pain levels were self-reported via a smartphone application at onset and 10, 20, and 120 minutes after stimulation onset. The primary endpoint was the proportion of participants reporting pain decrease of at least 50% at 2 hours post-treatment in at least 50% of completed treatments. The analysis of the primary endpoint was performed on 71 participants who successfully treated at least one migraine attack and have not used rescue medications concurrently with REN treatments. This analysis revealed a 64% rate of at least 50% pain reduction at 2 hours post-treatment, in at least 50% of

completed active treatments. This rate was significantly higher than the 26% rate found for the sham treatment ($p=0.005$). In this study, no device-related adverse events and no side effects were reported.

Pivotal Study

The results of the pivotal study were published in Headache, May 2019:

<https://headachejournal.onlinelibrary.wiley.com/doi/full/10.1111/head.13551>

This study was a prospective, randomized, double-blind, sham controlled multi-center pivotal study aiming to demonstrate the efficacy and safety of Nerivio. The study was performed in 7 sites in the USA and 5 sites in Israel. The study initiation was in December 2017. The first randomization procedure was performed at the end of January 2018. The end of the double-blind phase was in October 2018.

Eligible patients were 18–75 years old females and males who met the International Classification of Headache Disorders (ICHD) third edition criteria for migraine with or without aura, with at least two and no more than eight migraine headaches per month, with no more than 12 headache days per month, and with stable (or no) migraine preventive medications in the last two months prior to recruitment.

The study included two phases. In the first ("roll-in") phase, participants were asked to keep a headache diary for one month in which all migraine episodes were documented. This phase was conducted to verify the number of migraine episodes experienced in one month (and thus, the eligibility of the patient), and to confirm the participant's ability to use the application and comply with the migraine episode reporting requirements. The second phase was a double-blind treatment phase, in which eligible participants were randomly allocated in a 1:1 ratio to either active stimulation (treatment group) or sham stimulation (sham group), in a double-blind manner. All participants underwent training on how to use the device for the treatment of migraine and how to provide feedback using the application.

Participants were asked to treat each migraine episode within 60 minutes of symptom onset. The participants used the application (installed on their personal phones) to record pain scores (scale: none, mild, moderate, or severe) at baseline, 2 hours post-treatment and 48 hours post-treatment, and to record the presence/absence of associated migraine symptoms (nausea, photophobia, phonophobia). The first

reported treatment was considered a "run-in test" treatment, aimed to verify that the participants use the device properly, and was only included in the safety analysis. The efficacy endpoints were evaluated on the first reported treatment following the "run-in test" treatment (hereby termed "Test treatment").

Efficacy outcome

The primary efficacy endpoint was the proportion of participants who achieved pain relief at 2 hours post-treatment in the "Test" treatment. The co-secondary efficacy endpoints were the proportions of participants who achieved most bothersome symptom (MBS) relief, pain relief and MBS relief, pain-free and MBS free at 2 hours post-treatment. Exploratory endpoints included the proportion of participants showing 48-hour sustained pain-free response with device single use, 48-hour sustained headache reduction with device single use, 48-hour sustained pain-free response with device reuse, 48-hour sustained headache reduction with device reuse, 48-hour sustained MBS relief with device single use, and 48-hour sustained MBS relief with device reuse.

Disposition of patients

296 participants were recruited to the study, 252 participants were randomized at the end of the roll-in phase. 126 of these eligible participants were randomly assigned to receive active Nerivio device (active group) and 126 were randomly assigned to receive sham Nerivio device (sham group). Among the 252 randomized participants, 7 participants withdrew from the study (4 in the active group and 3 in the sham group). 3 participants (1 from the sham group and 2 from the active group) withdrew from the study due to intolerance to the sensation of the stimulation (two participants withdrew during the randomization visit after the training, so the devices were never used at home) and 4 participants (2 in the active group and 2 in the sham group) were lost to follow up. 237 participants completed at least one treatment (the run-in treatment) and 202 participants completed the test treatment within one hour from symptom onset and reported a pain level at 2 hours (figure 1).

A modified intent to treat (mITT) group was defined as all randomized subjects who treated at least one attack (excluding the "run-in test" attack) within 1 hour from the attack onset.

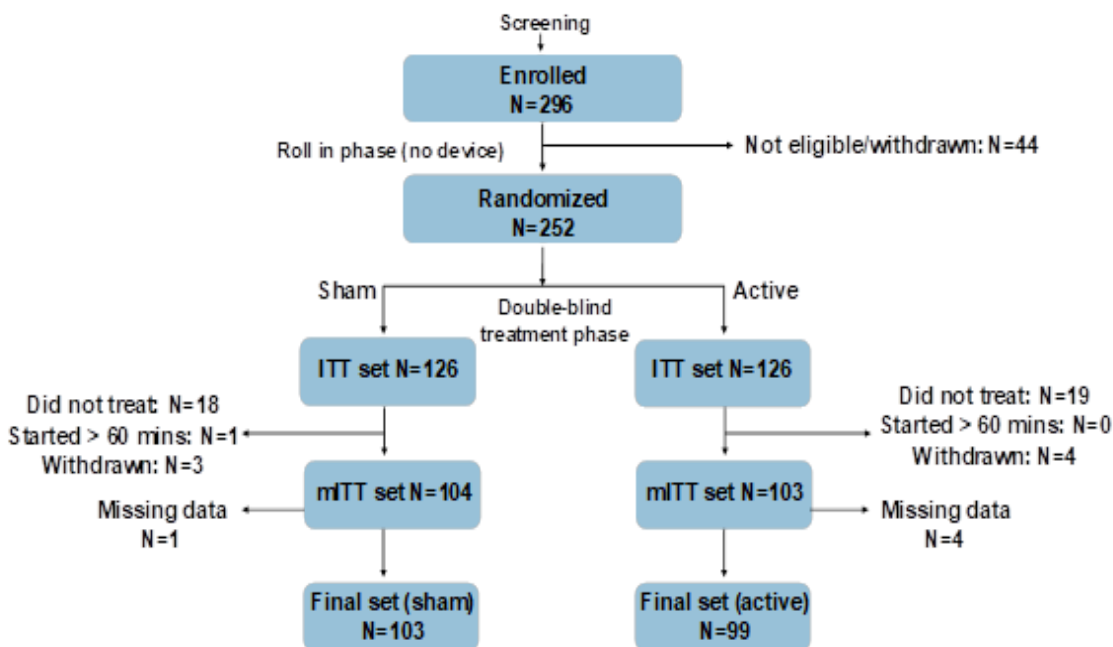


Figure 1 - Participant disposition

The majority of patients were female (81%), and the mean age was 42.7 ± 12.1 years. The demographic characteristics were generally similar among groups (**table 1**).

		All	Active group	Sham group	P value
TOTAL		252	126	126	
Gender	Male	19.3% (48/249)	19.4% (24/124)	19.2% (24/125)	0.9753
	Female	80.7% (201/249)	80.6% (100/124)	80.8% (101/125)	
Race	Caucasian**	87.7% (221/252)	86.5% (109/126)	88.9% (112/126)	0.6595
	Asian	0.8% (2/252)	1.6% (2/126)	0%	
	African-American	7.1% (18/252)	8.1% (10/124)	6.3% (8/126)	
	Native Hawaiian	0.8% (2/252)	0.8% (1/126)	0.8% (1/126)	
	African/ Eastern Arabs	1.2% (3/252)	1.6% (2/126)	0.8% (1/126)	
	Other	2.4% (6/252)	1.6% (2/126)	3.2% (4/126)	
Age	Mean (SD)	42.7 (12.06)	43.8 (12.25)	41.6 (11.81)	0.1462

Height	Mean (SD)	166.4 (9.00)	166.4 (9.46)	166.4 (8.56)	0.9730
Weight	Mean (SD)	75.4 (18.79)	75.1 (20.47)	75.6 (17.03)	0.8182

Table 1 - TCH-003 study demographic

Efficacy

Primary Endpoint

In the mITT analysis set, the proportion of participants achieving a pain-relief response 2 hours after treatment was 66.7% (66/99) in the treatment group compared to 38.8% (40/103) in the sham group (therapeutic gain 27.9%; $p < 0.0001$). The active treatment was also superior to the sham for the reduction of pain for each one of the possible baseline pain levels (severe, moderate, and mild).

Secondary Endpoints

In the mITT dataset, the active stimulation treatment was significantly more effective than the sham treatment for the proportion of participants achieving 2 hours of MBS relief (46.3% vs. 22.2%; $p = 0.0008$) and for the proportion of participants who achieved both headache relief and MBS relief at 2 hours post-treatment (40.0% vs. 15.2%; $p = 0.0004$). For pain-free 2 hours post-treatment, the active device was superior to the sham device, with statistical significance (37.4% vs. 18.4%; $p = 0.0036$). There was no significant difference between active and sham treatment for MBS-free 2 hours post-treatment (40.7% vs. 36.4%; $p = 0.055$).

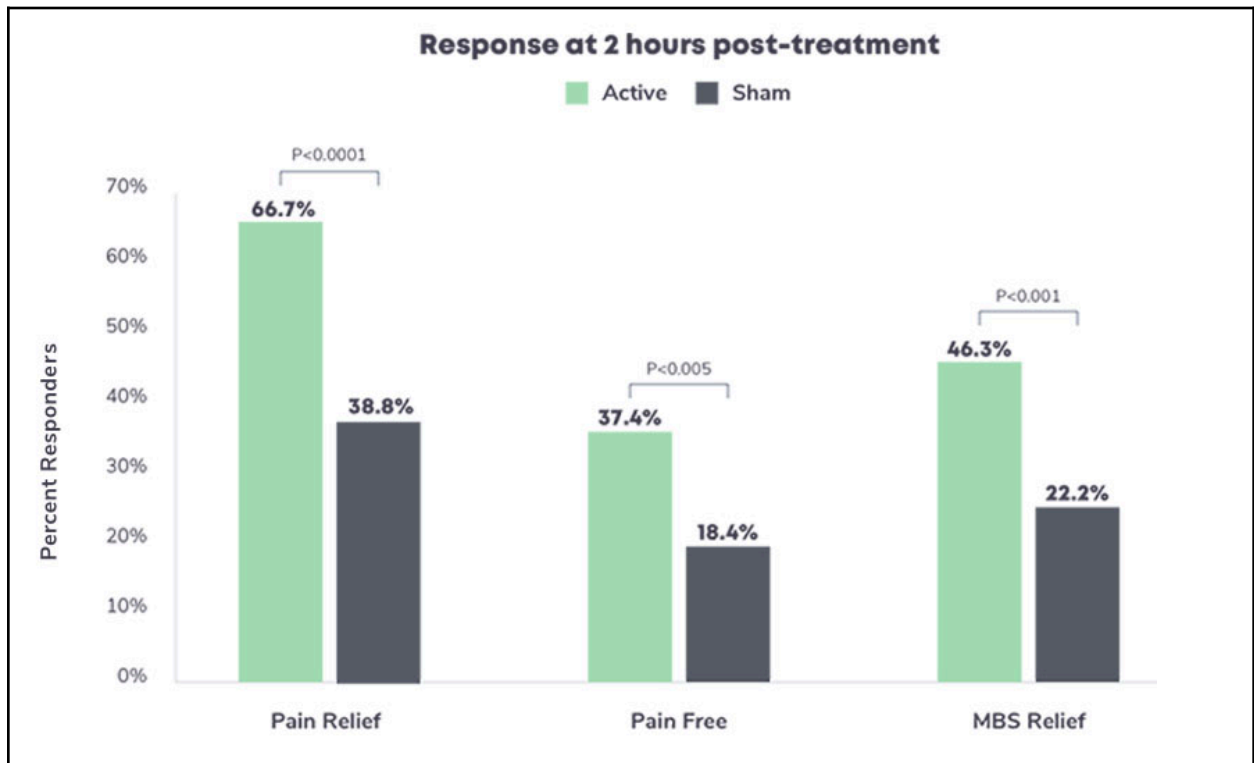


Figure 2 – Main endpoints results

Furthermore, the active treatment was significantly more effective than the sham treatment for all measures of sustained efficacy, including 48-hour sustained pain-free response with device single use ($p=0.007$), 48-hour sustained headache reduction with device single use ($p=0.0015$), 48-hour sustained pain-free response with device reuse ($p=0.0148$), and 48-hour sustained headache reduction with device reuse ($p=0.0010$). In addition, the consistency of pain reduction over multiple treatments was also significantly higher in the treatment group (62.6%) compared to the sham group (45.6%, $p=0.0154$)

Safety

Safety analyses were performed on all 252 participants from the ITT population. 773 treatments were performed during the study (including the run-in treatment). The percentage of participants with at least 1 adverse event (regardless of its suspected cause) was 13.5% (34/252) and was comparable across treatment groups (15.1% (19/126) in the active group and 11.9% (15/126) in the sham group, $p_{\text{Fisher's}}=0.58$). The incidence of device-related adverse events was low (3.6%), and similar between

treatment groups (active group: 6/126 [4.8%]; sham group: 3/126 [2.4%]; pFisher's=0.49). Notably, there were no unanticipated adverse device effects.

23 device-related adverse events were reported during 773 treatments (2.7%), 14 in the active group and 9 in the sham group. All device-related adverse events reported were mild in severity, did not require treatment and were resolved. No serious adverse events related to the device were reported. No statistically significant differences were found between treatment groups in either the type or rate of adverse events during the double-blind treatment phase.

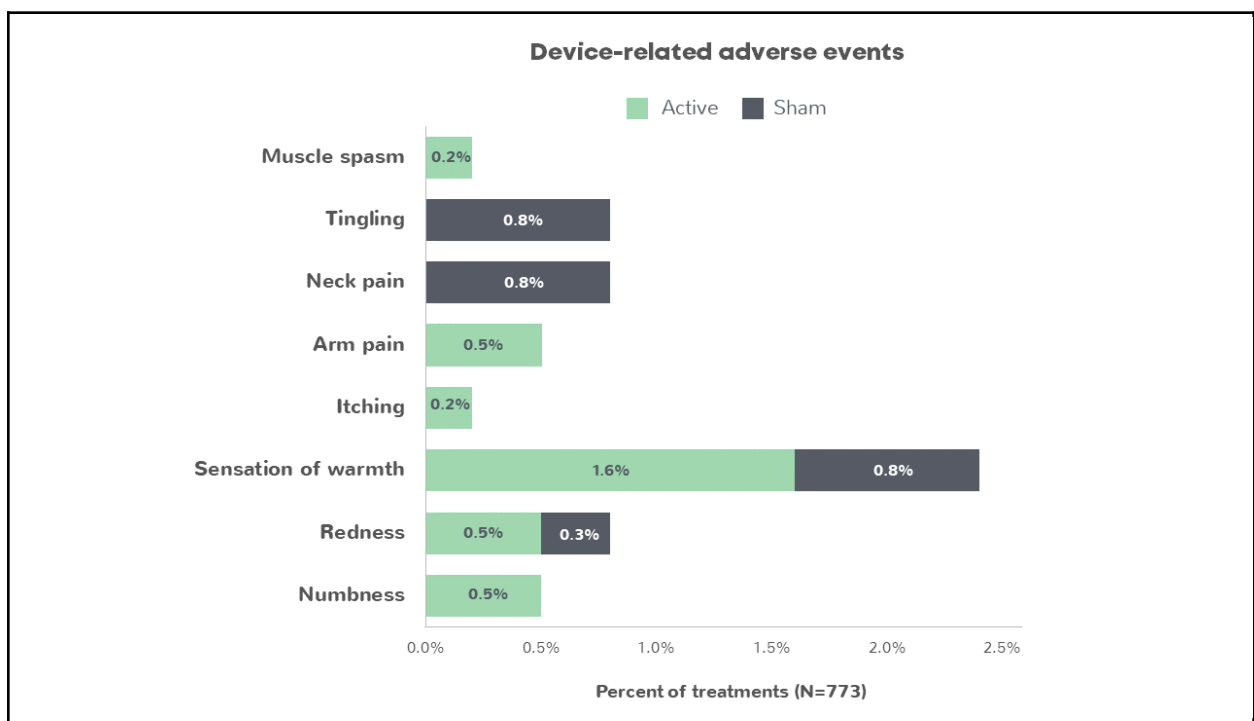


Figure 3 – Device related adverse events

Conclusions

The findings of this study were robust and clinically meaningful. The study confirms that Nerivio is well tolerated and is associated with treatment efficacy and treatment satisfaction. From a risk-benefit perspective, treatment with Nerivio achieved significant pain relief without serious side effects. Therefore, Nerivio offers an alternative for current pharmacological and non-pharmacological treatments that combines efficient treatment with minimal side effects.

Pilot study with chronic migraine patients

The results of the pilot study were published in *Pain and Therapy*, July 2020.

<https://link.springer.com/article/10.1007/s40122-020-00185-1>

This study was a prospective, open-label, single arm, multicenter study conducted at 2 sites. 42 patients were recruited in this study. Eligible participants were adults (18–75 years old) who met the International Classification of Headache Disorders (ICHD-3) criteria for chronic migraine (at least 15 headache days a month, with at least eight days a month on which their headaches and associated symptoms meet diagnostic criteria for migraine).

Participants treated their migraine attacks at home for 4 weeks (treatment phase), within one hour from migraine symptom onset. Participants were instructed to avoid taking rescue medications prior or within two hours post-treatment. Pain scores, absence/presence of associated migraine symptoms, and functional disability were recorded at baseline, 2- and 24-hours post-treatment using the electronic diary application installed on the participants' smartphones.

The primary efficacy endpoint was the proportion of participants who achieved pain relief at 2 hours post-treatment in the test treatment, defined as improvement from severe or moderate pain to mild or none, or improvement from mild pain to none.

38 participants completed at least one treatment in response to a migraine. A total of 296 qualifying migraine headaches were treated with Nerivio. Pain relief and pain-free at 2 hours were achieved by 50.0% (19/38; CI_{95%} 33.4-66.6%) and 26.3% (10/38; CI_{95%} 13.4-43.1%) participants, respectively. Pain relief was sustained for 24 hours in 83.3% (10/12; CI_{95%} 51.6-97.9%) of the participants (7 participants did not report pain level at 24 hours and were thus excluded from the analysis). Nausea, photophobia, and phonophobia disappeared at 2 hours in 58.8% (10/17; CI_{95%} 32.9-81.6%), 37.5% (9/24; CI_{95%} 18.8-59.4%), and 50.0% (8/16; CI_{95%} 24.7-75.3%) participants, respectively. Furthermore, 46.7% (14/30; CI_{95%} 28.3-65.7%) participants experienced improvement in functional ability at 2 hours and 72.7% (16/22; CI_{95%} 49.8-89.3%) participants experienced improvement in functional ability at 24 hours (8 participants with missing data at 24 hours were excluded from the analysis). Consistency analyses across all attacks

(excluding the training treatment) demonstrated that 73.7% (28/38) of the participants experienced pain relief in at least 50% of their treated attacks.

Endpoint	Result
Pain relief at 2 hours post-treatment ^a (in the test treatment)	50.0% (19/38)
Pain-free at 2 hours post-treatment ^b (in the test treatment)	26.3% (10/38)
Disappearance of associated symptoms at 2 hours post-treatment	
Disappearance of nausea and/or vomiting	58.8% (10/17)
Disappearance of photophobia	37.5% (9/24)
Disappearance of phonophobia	50.0% (8/16)
Sustained pain relief at 24 hours post-treatment (in the test treatment)	83.3% (10/12)
Within-subject consistency of pain relief	71.1% (27/38)
Within-subject consistency of pain free	26.3% (10/38)
Improvement in functional ability at 2 hours	46.7% (14/30)
Improvement in functional ability at 24 hours	78.9% (15/19)

Table 1 – Efficacy outcome

One device-related adverse event was reported (1.8% of patients [1/42] or 0.003% of treatments [1/296]). This adverse event included bilateral tingling in the temples, disturbed and double vision. The event resolved within 48 hours following drug therapy. There were no device-related serious adverse events and none of the participants withdrew from the study due to device-related adverse events.

The findings of the study demonstrated that Nerivio is effective for the acute treatment of migraine in people with chronic migraine. Acute treatment of migraine headaches resulted in clinically meaningful benefits. Pain relief and pain freedom rates were generally similar to those found in people with non-chronic migraine as reported in the Nerivio pivotal clinical study TCH003. Overall, the data reveal consistent response rates



from treatment to treatment, with no evidence of reduction in therapeutic benefits over time. Specifically, over 73% of the patients achieved pain relief at 2 hours in more than half of their attacks. The findings of this study also show that the device is safe and well-tolerated. No safety issues were associated with the more frequent use of the device in patients with chronic migraine.

Main study with chronic migraine patients

The results of the main study will be published in Pain Reports, November 2021.

<https://www.ncbi.nlm.nih.gov/pmc/articles/PMC8519197/>

This was a prospective, open-label, single arm, multicenter study conducted at 9 sites in the USA. Eligible participants were adults (18–75 years old) who met the International Classification of Headache Disorders (ICHD-3) criteria for chronic migraine (at least 15 headache days a month, with at least eight days a month on which their headaches and associated symptoms meet diagnostic criteria for migraine).

Following a 4 weeks “Run-in” phase, eligible participants were asked to treat their migraine attacks at home for 4 weeks with their optimal stimulation intensity, as soon as possible after migraine headache began and always within one hour of attack onset. Participants were instructed to avoid taking rescue medications prior or within the first two hours post-treatment. Pain scores, absence/presence of migraine associated symptoms, and functional disability were recorded at baseline, 2- and 24-hours post-treatment using the electronic diary application.

The primary efficacy endpoint was the proportion of participants who achieved pain relief at 2 hours post-treatment in the test treatment, defined as improvement from severe or moderate pain to mild or none, or, improvement from mild pain to none.

97 participants completed at least one treatment of a qualifying migraine headache (the training treatment) and 91 participants completed the test treatment with evaluable data at baseline and at 2 hours, forming the final analysis set (5 participants

did not have qualifying migraine headaches and 3 participants had missing data in the test treatment at baseline or at 2 hours).

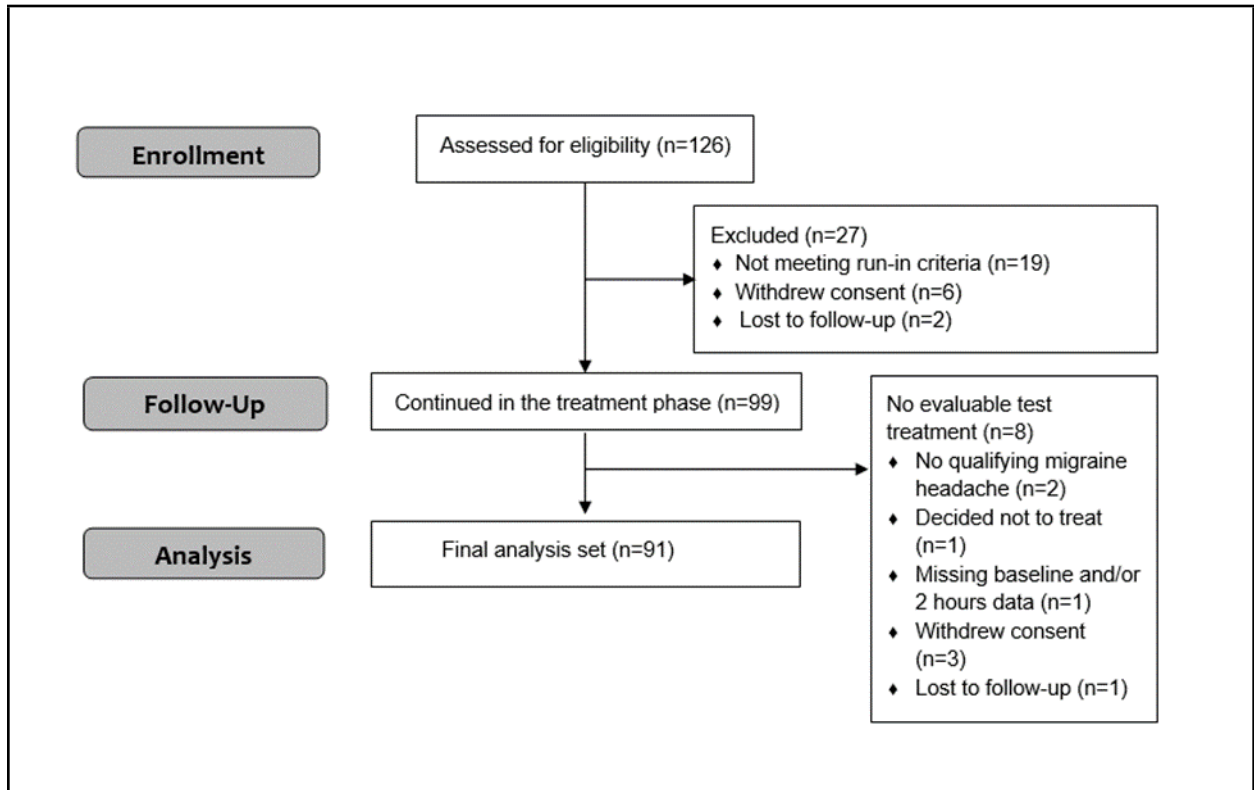


Figure 1 - Participant disposition

Results

“Run-in” phase

A total of 997 qualifying migraine attacks were reported during the run-in phase by the 126 enrolled patients, with an average of 7.9 attacks per participant. Of these, pain level at baseline was reported on 993 reported attacks.

Treatment phase

A total of 493 evaluable treatments (excluding the training treatment) of qualifying migraine headaches were conducted by the 91 participants included in the analyses, with an average of 5.4 ± 2.8 evaluable treatments per patient per 4 weeks. Medication at 2 hours was used in 54 of the 493 treatments (89.0% compliance rate). Use of medication was considered a treatment failure.

The primary, secondary, and exploratory endpoints of a single attack were conducted on the test treatment of the final analysis set of 91 participants. Pain relief and pain-free at 2 hours were achieved by 59.3% (54/91; CI95% 48.5-69.5%) and 20.9% (19/91; CI95% 13.0-30.6%) of the participants, respectively. Pain relief was sustained for 24 hours in 71.1% (32/45; CI95% 51.6-97.9%) of the participants (9 participants did not report pain level at 24 hours and were thus excluded from the analysis). Nausea, photophobia, and phonophobia disappeared at 2 hours in 48.8% (20/41; CI95% 32.8-64.8%), 40.5% (30/74; CI95% 29.2-52.5%), and 44.6% (29/65; CI95% 32.2-57.4%) participants, respectively. Furthermore, 59.4% (19/32; CI95% 40.6-76.3%) of the participants experienced improvement in functional ability at 2 hours (participants with missing data at baseline or at 2 hours were excluded from the analysis) and 50.0% (7/14; CI95% 23.0-76.9%) of the participants experienced improvement in functional ability at 24 hours (participants with missing data at baseline or at 24 hours were excluded from the analysis). Consistency analyses across all attacks (excluding the training treatment) demonstrated that 57.1% (52/91) of the participants experienced pain relief in at least 50% of their treated attacks.

Endpoint	Result
Pain relief at 2 hours post-treatment^a (in the test treatment)	59.3% (54/91)
Pain-free at 2 hours post-treatment^b (in the test treatment)	20.9% (19/91)
Disappearance of associated symptoms at 2 hours post-treatment (in the test treatment)	
Disappearance of nausea and/or vomiting	48.8% (20/41)
Disappearance of photophobia	40.5% (30/74)
Disappearance of phonophobia	44.6% (29/65)
Sustained pain relief at 24 hours post-treatment (in the test treatment)	73.3% (33/45)
Improvement in functional ability at 2 hours^c (in the test treatment)	59.4% (19/32)

Improvement in functional ability at 24 hours^c (in the test treatment)	50.0% (7/14)
Within-subject consistency of pain relief^d	57.1% (52/91)

Table 1 – Efficacy outcome

One device-related adverse event was reported (1.0% [1/99]) in which pain in the arm was felt following the use of the device on that arm. The device-related adverse event was mild, resolved within 24 hours without medication.

Conclusions

The findings of the study show that Nerivio is effective for the acute treatment of migraine in people with chronic migraine. Acute treatment of migraine headaches resulted in clinically meaningful benefits. Pain relief and pain freedom rates were generally similar to those found in people with non-chronic migraine, indicating that Nerivio provides an alternative acute migraine treatment independent of the frequency and severity of migraine headaches.

The results of the study show that Nerivio is safe to use and is well-tolerated. The incidences of device-related adverse events were low with no device-related serious adverse events. The rate of all device-related adverse events was below 2%, which compares favorably to the reported rates for current pharmacological treatments.

Study with adolescent migraine patients

The results of the pivotal study were published in Headache, December 2020.

<https://headachejournal.onlinelibrary.wiley.com/doi/10.1111/head.14042>

A clinical study of the Nerivio device in adolescents with migraine (ages 12-17 years old) was performed to assess the safety and clinical efficacy of Nerivio in adolescents with migraine.

The study was a prospective, open-label, single arm, multicenter study conducted at 12 sites in the USA. Eligible participants were adolescents (12–17 years old, inclusive) who

met the International Classification of Headache Disorders (ICHD-3) criteria for migraine. all the inclusion criteria and none of the exclusion criteria.

Following a 4 week “run-in” phase, eligible participants were asked to treat 4 qualifying migraine attacks at home with their optimal stimulation intensity, as soon as possible after migraine headache began and always within one hour of attack onset. Participants were instructed to avoid taking rescue medications prior or within the first two hours post-treatment. Pain scores, absence/presence of migraine associated symptoms, and functional disability were recorded at baseline, 2- and 24-hours post-treatment using the electronic diary application. Improvement in migraine-related disability following the treatment phase was assessed using the Pediatric Migraine Disability Assessment (PedMIDAS) questionnaire.

Efficacy and safety outcome

The primary safety endpoint was assessed by the incidence of adverse events in general and by seriousness, severity and association to the device. Treatment tolerability was assessed by the percent of subjects who fail to complete the study because of adverse events.

The secondary endpoints were related to device efficacy and included the proportion of participants who achieved pain relief at 2 hours post-treatment, defined as improvement from severe or moderate pain to mild or none, or improvement from mild pain to none; proportion of participants who achieved pain-free (improvement from mild, moderate, or severe pain to none) at 2 hours, and disappearance of associated symptoms (nausea/vomiting, photophobia, and phonophobia) at 2 hours post-treatment.

Exploratory endpoints included sustained pain relief at 24 hours, sustained pain-free at 24 hours, and improvement in functional ability at 2 hours and at 24 hours. Within-subject consistency of pain relief and pain-free responses, defined as the proportion of participants achieving pain relief/pain-free at 2 hours post-treatment in at least 50% of their treated headaches, were also assessed.

Disposition of patients

60 patients were enrolled, of which 1 participant was lost to follow-up during the run-in phase, and 14 completed the run-in but were not eligible to continue according to

protocol specifications. Among the 45 participants who entered the treatment phase, all participants completed at least one treatment (the training treatment) and 39 participants completed the test treatment, forming the final analysis set (two participants had missing data at 2 hours post-treatment, three participants did not have migraine headaches and one participant was a lost to follow-up).

A total of 159 qualifying migraine headaches were treated with Nerivio for which pain data was recorded at baseline and at 2 hours post-treatment (average of 3.5 treatments per participant). Pain levels at baseline were 15.7% mild (25/159), 48.4% moderate (77/159) and 35.8% severe (57/159). Participant disposition is presented in figure 1

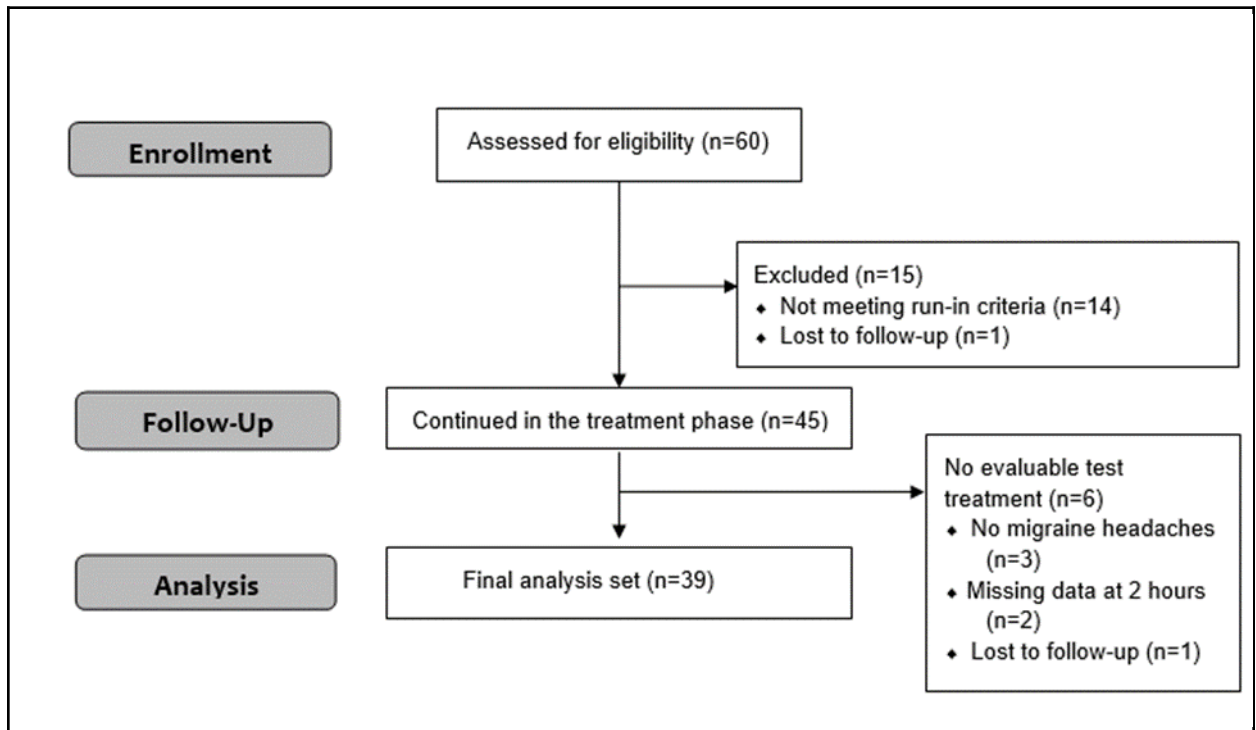


Figure 1 - Participant disposition

Results

The participants demographic information is shown in table 1.

Characteristic	
Age, y (SD)	15.4 (1.8)
Female, % (n/N)	60.0% (36/60)
Race, % (n/N)	
Caucasian (including Hispanic)	86.6% (52/60)
African/ Eastern Arab	1.66% (1/60)
African American	10.0% (6/60)
American Indian or Alaskan Native	1.66% (1/60)
Average number of headache days per month	9.6 (4.6)
Average number of migraine headache days per month	7.9 (3.9)
Triptan users, % (n/N)	30.0% (18/60)
Migraine with aura, % (n/N)	31.7% (19/60)
MBS % (n/N)*	
Nausea	35.0% (21/60)
Photophobia	43.3% (26/60)
Phonophobia	16.7% (10/60)
None	5.0% (3/60)

Table 1 - TCH-004 study demographic

Results:

“Run in” phase:

A total of 267 qualifying migraine attacks were reported during the run-in phase by 54 of the 60 enrolled patients (6 patients did not report any migraines during the run-in phase), with an average of 4.9 migraine attacks per participant.

Treatment phase

Safety analysis

Safety analyses were performed on all 45 participants who used the device at least once. 10

participants (22.2%) reported at least one adverse event. There was one device-related adverse event (2.2%) in which a temporary pain in the arm was felt. This adverse event was mild and resolved after the treatment without requiring medication or any other intervention. The other adverse events which were deemed unrelated to the device included common cold (1 participant), chest congestion (2 participants), influenza (2 patients), leg pain (1 patient), streptococcus pharyngitis (1 participant), and upper respiratory infection (1 patient). One (1) patient suffered from a migraine attack that was not treated by the device where the migraine presented as severe, and the patient was treated in the ER.

There were no device-related serious adverse events and none of the participants withdrew from the study due to device-related adverse events.

Efficacy analysis

The efficacy endpoints were conducted on the test treatment of the final analysis set of 39 participants. Pain relief and pain-free at 2 hours were achieved by 71.8% (28/39) and 35.9% (14/39) participants, respectively. For the primary efficacy endpoint, missing data was imputed using a worst-case scenario, in which all treatments with missing pain level data were considered failures. According to this sensitivity analysis, pain relief was achieved by 68.3% (28/41) of the participants.

Pain relief was sustained for 24 hours in 90.9% (20/22) of the participants, and pain freedom was sustained for 24 hours in 90.9% (10/11) of the participants (only subjects achieving relief/freedom at 2 hours were included in the analyses; 6 participants did not report pain level at 24 hours and were thus excluded from the analysis). Nausea, photophobia, and phonophobia disappeared at 2 hours in 54.5% (12/22), 41.9% (13/31), and 40.0% (10/25) participants, respectively. Furthermore, 69.7% (23/33) participants experienced improvement in functional ability at 2 hours (only participants with functional disability at baseline were included in the analysis) and 69.0% (20/29) participants experienced improvement in functional ability at 24 hours (only participants with functional disability at baseline were included in the analysis; 4 participants with missing data at 24 hours were excluded from the analysis). In order to assess long-term response to the treatment, a consistency analysis was conducted across all treated attacks (excluding the training treatment). This analysis demonstrated that 66.7% (26/39) of the participants experienced pain relief in at least 50% of their treated attacks, and 33.3% (13/39) of the participants experienced pain-free in at least 50% of their treated attacks.

Headache disability as determined by the impact of recurrent headaches on a patient's quality of life was assessed using the Pediatric Migraine Disability Assessment (PedMIDAS) questionnaire. 42 participants who completed the questionnaire both at baseline and at the end of treatment phase were included in the analysis. The change between the PedMIDASs at enrollment (37.1 ± 30.4) and the end of the treatment phase (18.5 ± 26.8) was 18.6 ± 23.4 . These results indicate that treating migraine headaches with Nerivio significantly decreases migraine disability. Interestingly, the average decrease observed in the current study is similar to the reduction shown for migraine preventive treatments in the pediatric population. These findings suggest that Nerivio is effective for improving patients' quality of life.

Endpoint	Result
Pain relief at 2 hours post-treatment^a (in the test treatment)	71.8% (28/39)
Pain-free at 2 hours post-treatment^b (in the test treatment)	35.9% (14/39)
Disappearance of associated symptoms at 2 hours post-treatment	
Disappearance of nausea	54.5% (12/22)
Disappearance of photophobia	41.9% (13/31)
Disappearance of phonophobia	40.0% (10/25)
Sustained pain relief at 24 hours post-treatment (in the test treatment)	90.9% (20/22)
Sustained pain free at 24 hours post-treatment (in the test treatment)	90.9% (10/11)
Improvement in functional ability at 2 hours^c	69.7% (23/33)
Improvement in functional ability at 24 hours^c	69.0% (20/29)

Table 2 – Efficacy outcome

The perceived usability of Nerivio was assessed using the system usability scale (SUS). 42

participants who completed the questionnaire at the end of treatment phase were included in the analysis. The mean SUS score was 85.1 ± 12.7 . These results indicate high levels of acceptability, ease of use, learnability and confidence when using Nerivio. The results of the study show that Nerivio is safe and effective for the acute treatment of migraine in adolescents.

Conclusions:

Performance data demonstrate that the Nerivio is safe and effective for acute treatment of migraine in adolescents as it is in adult patients, resulted in clinically meaningful benefits (pain relief and pain freedom)

The results of the study show that Nerivio is safe and effective for the acute treatment of migraine in adolescents. There was one device-related adverse event in which a temporary feeling of pain in the arm was felt. This adverse event was mild and resolved after the treatment without requiring medication or any other intervention. This rate of device-related adverse events compares favorably to the reported rates for current pharmacological treatments.

Study of migraine prevention by Nerivio

The results of the pivotal study were published in Headache. 2023 Jan 27. doi: 10.1111/head.14469,

This was a Randomized, Controlled Trial (RCT) of the Nerivio device in migraine patients to assess the Nerivio safety and clinical efficacy in prevention of migraine. Specifically, it assessed the capability of the Nerivio device to reduce the number of migraine days, number of headache days and number of moderate/severe headache days in patients with migraine. The study was in compliance with 21 CFR parts 50, 56, and 812. The study was a prospective, randomized, sham-controlled, multicenter study conducted at 15 sites. Eligible participants were adults (18–75 years old) who met the International Classification of Headache Disorders (ICHD-3) criteria for migraine, with 6

to 24 headaches per month (with at least 4 days a month on which their headaches and associated symptoms meet diagnostic criteria for migraine).

Participants had a 4-weeks period of "Baseline" phase. During that phase, participants were asked to complete a daily migraine diary using the electronic diary application installed on the participants' smartphones, while continue with their standard practice for migraine. Following the baseline period, and if were qualified to continue according to the study requirements, participants went into an 8-weeks period of "Treatment" phase. During that phase, participants were asked to treat with the Nerivio device every other day with their optimal stimulation intensity and complete a daily migraine diary using the electronic diary application installed on the participants' smartphones, while continue with their standard practice for migraine. Participants were asked NOT to use the Nerivio for acute treatment during the Treatment phase, in order to reduce bias between the active and the sham groups. At the end of the treatment phase, participant went into a 4-weeks period of "follow-up" phase.

Efficacy outcome

The primary efficacy endpoint was the mean change in number of migraine days per month comparing the 4-week baseline phase (weeks 1-4) with the last 28 days of the treatment phase (weeks 9-12). The main secondary endpoints were the mean changes in numbers of moderate/severe headache days, and headache days per month comparing the 4-week baseline phase (weeks 1-4) with the last 28 days of the treatment phase (weeks 9-12).

Disposition of patients

248 participants were eligible for randomization at the end of the baseline phase (weeks 1-4) and were randomly assigned to receive either active Nerivio device (Active group, n=128) or sham Nerivio device (Sham (Placebo) group, n=120).

Among the randomized participants, 8 participants withdrew or were lost to follow-up during the treatment phase (n=5 and n=3 in the Active and Sham groups, respectively). During weeks 9-12, 23 participants did not complete at least 22 daily reports (n=12 and n=11 in the Active and Sham groups, respectively), 19 participants did not perform at least 12 treatments (n=7 and n=12 in the Active and Sham groups, respectively) and 19 participants did not complete both (n=9 and n=10 in the Active and Sham groups, respectively). Thus, the mITT dataset has 179 participants (n=95 and n=84 in the Active and Sham groups, respectively) that reported at least 22 daily reports and performed at least 12 treatment with the study device during weeks 9-12 of the study. 248

participants were eligible to be randomized into the treatment groups (Active 128, Sham 120), and made the ITT dataset.

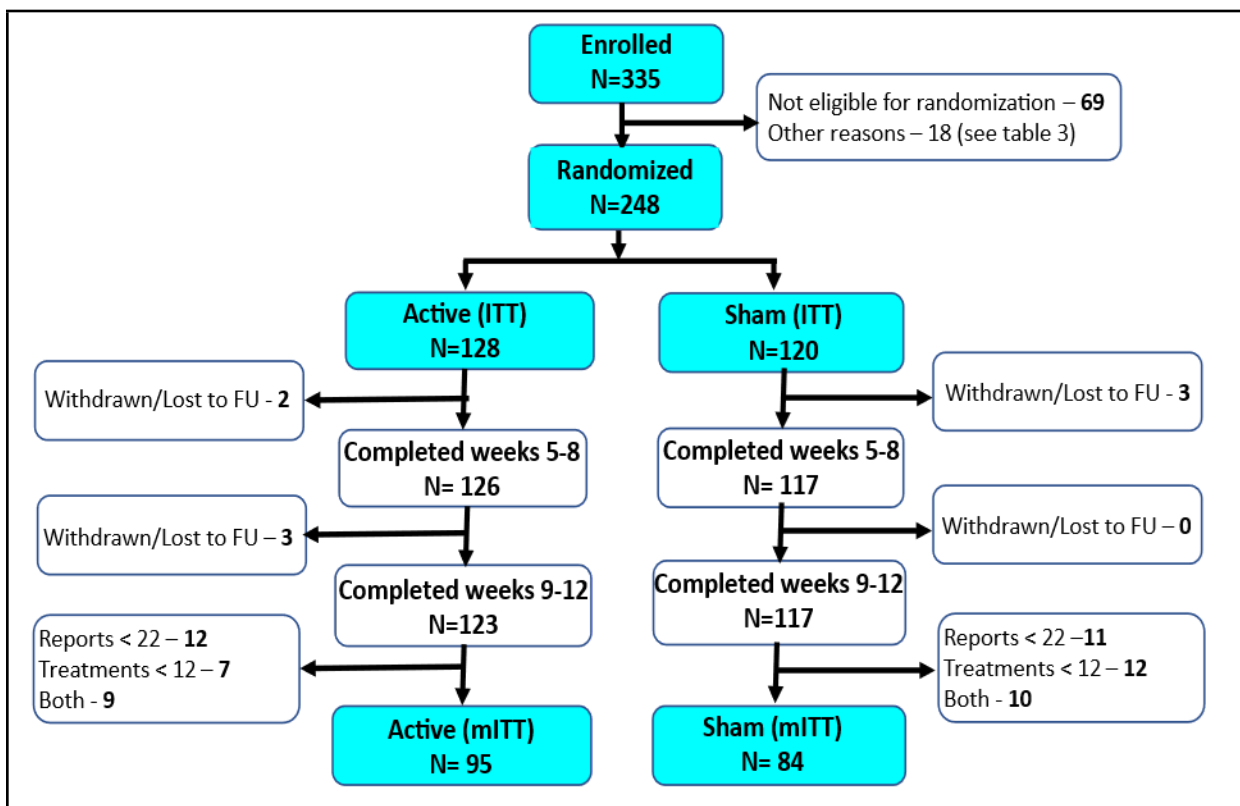


Figure 1 - Participant disposition

Results:

In order to demonstrate the balance between the two groups, an analysis of the demographic and migraine history data was performed for both active and sham groups for both mITT and ITT datasets. No statistically significant differences were found between the active and the sham groups.

The findings of the study show that treatment with Nerivio every other day is significantly more effective than sham.

There was a reduction of 3.97 ± 0.41 Vs. 1.28 ± 0.43 of migraine days in the active and sham groups, respectively (mean \pm SEM, $p < 0.001$), with a therapeutic gain of -2.69 (CI_{95%} $-3.87, -1.51$) migraine days. The results indicate significant clinical benefit of the device. Importantly, the therapeutic gain is statistically significant in each one of the chronic and episodic sub-groups with gains of -3.04 (CI_{95%} $-4.88, -1.21$) and -2.26 (CI_{95%} $-3.74, -0.78$)

migraine days in the chronic and episodic participants, respectively, indicating that Nerivio is effective for migraine preventive treatment of both chronic and episodic migraine.

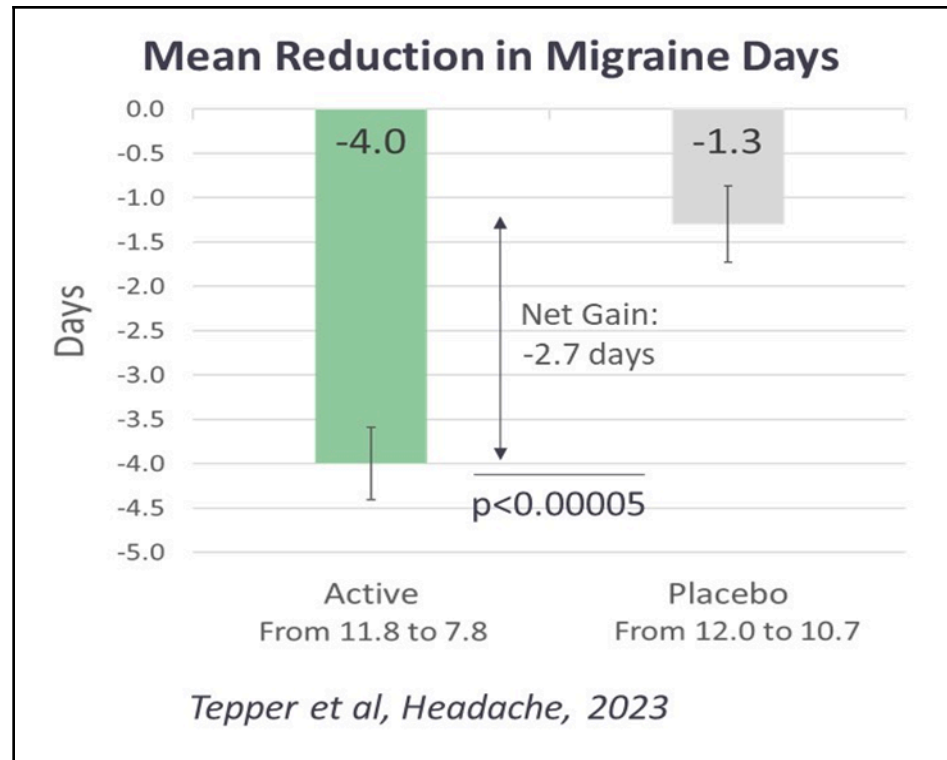


Figure 2 – results of primary endpoint

Nerivio was statistically significant more effective than sham in the mean change in number of moderate/severe headache days per month in the last month of double-blind treatment phase: mean change of -3.82 ± 0.40 days Vs. -2.23 ± 0.39 in the Active and Sham groups, respectively (mean \pm SEM, $p=0.005$), with a therapeutic gain of -1.59 (CI_{95%} $-2.70, -0.48$) moderate/severe headache days.

Nerivio was statistically significant more effective than sham in the mean change in number of total headache days per month in the last month of double-blind treatment phase: mean change of -4.46 ± 0.42 Vs. -1.77 ± 0.50 in the Active and Sham groups, respectively (mean \pm SEM, $p < 0.0001$), with a therapeutic gain of -2.69 (CI_{95%} $-3.87, -1.51$) headache days.

Nerivio was more effective than sham in the percentage of participants with at least a 50% reduction in the mean number of headache days per month in the last month of

theranica

double-blind treatment phase. In the Active group, 26.3% of the participants (25 out of 95) demonstrated reduction of at least 50% in their number of headache days, compared to 11.9% of the participants in the Sham group (10 out of 84), resulted in 2.21 folds in favor of the Active group ($p=0.015$).

Nerivio was statistically-significantly more effective than sham in the mean change in number of acute headache/migraine medication days per month from weeks 1-4 to weeks 9-12, with a reduction of 3.5 ± 0.42 in Active group Vs. 1.4 ± 0.47 in the Sham group (mean \pm SEM, $p=0.001$), with a therapeutic gain of -2.08 ± 0.63 (CI_{95%} [-3.33, -0.83]) acute headache/migraine medications days.

There were two serious adverse events (SAEs) during the study (suicidal attempt and a case of Appendicitis), which were deemed to be non-related to the study device or study procedures. There was only one device-related adverse event, in the sham group (0.83%, [1/120]).

Conclusions

The study demonstrates the effectiveness and safety of the Nerivio as a therapy for prevention of migraine. The results are clinically meaningful and demonstrates that peripheral neurostimulation aiming can invoke conditioned pain modulation that induces a reduction in the number of monthly migraine days. No statistically significant differences were found between the Active and Sham groups in either the type or rate of adverse events during the treatment phase.

Prospective post marketing study of acute treatment of migraine assessing the safety and efficacy of Nerivio in children under the age of 12

The results of the study were published in Annals of the Child Neurology Society, Volume2, Issue2 June 2024; Pages 135-145

https://www.researchgate.net/publication/380751503_Acute_treatment_of_migraine_in_children_aged_6-11_Real-world_analysis_of_remote_electrical_neuromodulation_REN



A prospective, single arm, open label post market study assessing the safety and efficacy of Nerivio for the treatment of migraine in children under the age of 12

Migraine has a substantial impact on the lives of young children. Affecting up to 10% of children under 12 years old. Migraine attacks significantly disrupt childhood, hindering schooling, social activities, and sleep, leading to a significant reduction in quality of life. However, the landscape for the acute treatment of migraine in children aged 6-12 is extremely limited. The lack of efficient treatments for the treatment of migraine in children has led to a significant unmet need for efficacious and well-tolerated migraine treatments.

Based on the above considerations, Theranica performed a post-market data analysis of prospectively collected Real World Data to evaluate the safety and efficacy of the Nerivio device in children ages 6 to 11 years-old, and compared the results found in this target population to the results that were found in adolescents and adults.

Study primary endpoint

Device safety

The incidence of adverse events in general and by seriousness, severity and association to the device, as reported by the users, or by inquiries made by the subjects and/or their parents to Theranica USA customer support service All adverse events that were reported by participants were analyzed including the following information: device-related AEs, description, severity and whether they were serious. and all other Nerivio patients.

Secondary efficacy endpoints

Efficacy.

Consistent Headache Relief at 2 Hours Post-treatment: The proportion of subjects reporting headache relief at 2 hours post-treatment in at least 50% of all their treatments.

Consistent Freedom From Headache at 2 Hours Post-treatment: The proportion of subjects reporting freedom from headache at 2 hours post-treatment in at least 50% of all their treatments.

Consistent Functional Disability Relief at 2 Hours Post-treatment: The proportion of subjects who reported having Functional Disability at the beginning of the treatment and reported improvement of at least one level of Functional Disability at 2 hours post-treatment in at least 50% of all their treatments.

Consistent Functional Disability disappearance at 2 Hours Post-treatment: The proportion of subjects who reported having Functional Disability at the beginning of the treatment and reported no Functional Disability at 2 hours post-treatment in at least 50% of all their treatments.

Freedom from a specific migraine associated symptoms : Freedom from a specific migraine associated symptom was calculated as the percent of patients reporting the presence of that symptom at T=0h, and the lack of that symptom at T=2h post-treatment.

Results

Two hundred and ninety-three (n=293) children 6-11 years old (73.7% female) used the Nerivio device from May 2020 to December 2023 to treat at least one migraine attack and were therefore included in the study (the ITT population). Patient age ranged between 6 to 11 years, inclusive, with gradually more patients in the older age groups (median=11, IQR=9-11; see Table 1). Of them, 18.4% reported at least one attack with aura (girls – 41/216=18.9%, boys – 13/77=16.8%). The remaining 81.6% never reported aura.

Categorical Variables	Count (%)				
	Total N	Girls	Boys		
Enrolled (ITT population)	293 (100)	216 (73.7)	77 (26.3)		
Age group (years)					
11	151 (51.5)	114 (52.8)	37 (48.1)		
10	68 (23.2)	52 (24.1)	16 (20.8)		
9	34 (11.6)	21 (9.7)	13 (16.9)		
8	26 (8.9)	17 (7.9)	9 (11.7)		
6-7	14 (4.8)	12 (5.6)	2 (2.6)		
Aura in at least 1 attack	54 (18.4)	41 (18.9)	13 (16.8)		
Continuous Variables	Mean	SD	Median	Min	Max

Age (N=293)	10.1	1.2	11	6	11
Treatments per patient during study period (N=293)	18.7	36.1	10	1	499

Table 1 - Patient demographics and baseline clinical characteristics (ITT)

293 participants were identified according to the study inclusion criteria. Pre- and post-treatment headache and disability reports (at T=0 and T=2h) for the same treatment session were available for at least two treatment sessions for 62 and 50 subjects, respectively. Of these reports, 33 and 24 patients had multiple reports for headache and disability without medication intake that allows the analysis of the Nerivio effect as a stand-alone treatment. Following removal of the first treatment in order to reduce the learning curve effect (as was done in previous studies).

A total of 5,493 treatments were performed between May 2020 and December 2023, ranging between 1 to 499 treatments per patient, with 76.1% of patients conducting 4 or more treatments. The treatments distribution for children is presented in Table 2 and compared to the device usage distribution in the rest of real-world Nerivio users during the same time period.

# of treatments per patient	1-3	4-6	7-9	10-12	13-15	16-18	>18
Children (6-11 years old, N=293)	70 (23.9%)	46 (15.7%)	29 (9.9%)	35 (11.9%)	18 (6.1%)	19 (6.5%)	76 (25.9%)
Adolescents (12-18 years old, N=1,628)	630 (38.7%)	385 (23.6%)	205 (12.6%)	158 (9.7%)	52 (3.2%)	47 (2.9%)	152 (9.3%)
Adults (≥18 years old, N=12,151)	4696 (38.6%)	2599 (21.4%)	1497 (12.3%)	1431 (11.8%)	333 (2.7%)	261 (2.1%)	1334 (11.0%)

Table 2 – Nerivio usage distribution (treatments per patient) from May 2020 to December 2023

Safety

No device-related adverse events were reported by the 293 participants. An additional analysis assessed the number of customer support inquiries (general and device-related) made by this patient cohort (usually through their parents), Overall, 121 general inquiries and 21 device-related inquiries were submitted by the children population, resulted as inquire rates of 0.43 and 0,072, respectively, compared to inquire rates of 0.37 and 0,67 in all other Nerivio users. Demonstrating similar inquiry rate for children and all other users (p=0.725).

Efficacy

Consistency for headache relief and freedom from headache at 50% of the treatments

Consistent headache relief was reported by 72.2% (13/18) of the patients with available data, and freedom from headache was reported by 36.0% (9/25). As can be seen in Table 3, the results for consistent headache relief and freedom in children are similar to the results from prior clinical trial in adolescents (TCH004), which showed consistent headache relief in 66.7% (26/39) and consistent headache freedom in 33.3% (13/39) of the adolescent study population. There are no statistically significant differences between the children and adolescents for consistent headache relief and freedom.

In addition, these results are in agreement, or slightly better numerically, with the results for consistency of headache relief and freedom from headache found in real-world data from adults and adolescents. In adolescents, it was shown that 60.3% (158 of 262) and 26.3% (76 of 289) experienced headache relief or freedom from headache in at least 50% of their treatments, respectively. It was shown that 55.6% (6,519 of 11,723) and 20.3% (3,021 of 14,854) of the adults experienced headache relief or freedom from headache in at least 50% of their treatments, respectively.

	Children (age 6-121) NCT06138756	Adolescents (age 12-17) NCT04089761	Chi ²	P value
Consistent headache relief ^a at 2 hours post-treatment	72.2% (13/18)	66.7% (26/39)	0.175	0.674
Consistent headache freedom ^b at 2 hours post-treatment	36.0% (9/25)	33.3% (13/39)	0.048	0.826

Table 3 - Effectiveness of Nerivio at achieving consistent headache relief/freedom and in children compared to adolescents.

Consistency for functional disability relief and freedom from functional disability at 50% of the treatments

Functional disability relief and functional disability freedom were reported by 83.3% (15/18) and 38.9% (7/18) of the participants, respectively. As can be seen in Table 4 the results for functional disability relief and freedom are similar to the functional disability relief (69.7% [23/33]) and functional disability freedom (39.4% [13/33]) demonstrated by treating with the Nerivio device in the adolescent population.

In addition, these results are in agreement with the results for consistency of functional disability relief and freedom from functional disability found in real-world data from adolescents and adults. In adolescents, it was shown that 66.3% (169 of 255) and 41.2% (105 of 255) experienced functional disability relief or freedom from functional disability in at least 50% of their treatments, respectively. In adults, it was shown that 51.2% (6,731 of 13,156) and 24.9% (3,272 of 13,156) of the adults experienced functional disability relief or freedom from functional disability in at least 50% of their treatments, respectively.

	Children (ages 6-11) RWE-009	Adolescents (ages 12-17) TCH004	Chi²	P value
Consistent functional disability relief ^c at 2 hours post-treatment	83.3% (15/18)	69.7% (23/33)	0.033	0.285
Consistent functional disability freedom ^d at 2 hours post-treatment	38.9% (7/18)	39.4% (13/33)	0.001	0.971

Table 4 - Effectiveness of Nerivio at achieving consistent headache relief/freedom and functional disability relief/freedom in children compared to adolescents.

^c Defined as decrease (improvement) by at least one level of functional disability from baseline

^d Defined as decrease from any disability level at baseline to none

Consistency for freedom from migraine associated symptoms at 50% of the treatments

Consistent 2-hours post-treatment freedom from migraine associated symptoms in at least 50% of the treatments per participant in which the participant reported an

associated symptom(s) at baseline was 70.0% (7/10) for nausea/vomiting, 50.0% (4/8) for phonophobia, and 22.2% (2/9) for photophobia. As can be seen in Table 7, these results are in agreement with the freedom from migraine associated symptom(s) found in the adolescent's population.

	Children (ages 6-11) RWE-009	Adolescents (ages 12-17) TCH004	Chi ²	P value
Consistent freedom from nausea/vomiting at 2 hours post-treatment	70.0% (7/10)	54.5% (12/22)	0.680	0.409
Consistent freedom from phonophobia at 2 hours post-treatment	50.0% (4/8)	40.0% (10/25)	0.248	0.618
Consistent freedom from photophobia at 2 hours post-treatment	22.2% (2/9)	41.9% (13/31)	0.215	0.642

Table 5 - Effectiveness of Nerivio at achieving consistent freedom from migraine associated symptoms in children compared to adolescents.

Conclusions

The current results align with previous clinical trials and real-world evidence in adolescents and adults confirming the efficacy, tolerability, and safety of Nerivio device in the treatment of acute migraine, showing no adverse events and high efficacy in children

The safety results demonstrate a high safety and tolerability profile, with no reporting of device-related adverse events.

The stimulation intensity applied by the vast majority of the young patients is at a level that is sufficient for obtaining an effective treatment and is very similar to the intensity distribution demonstrated by adolescents in previous studies. In terms of efficacy, the clinical outcome for acute treatment of migraine shown in this study for this young age group is the same as previously shown for older age groups, across all endpoints – pain relief and disappearance, disappearance of associated symptoms, and partial or complete relief from functional disability.

The current results may suggest an additional non-pharmacological therapeutic tool for children, which is thought to be important in improving their quality of life.

Real-World Evidence (RWE) Data Analysis of 1-Year Consecutive Use of Nerivio

The results of the study were published in Adv Ther. 2024 Jan;41(1):170-181

<https://link.springer.com/article/10.1007/s12325-023-02697-6>

<https://pmc.ncbi.nlm.nih.gov/articles/PMC10796417/>

Many migraine patients struggle with adherence as a result of intolerance of side effects, lack of efficacy, risk of chronification, and/or high cost. The current available first-line acute treatments do not provide a sustainable solution for many patients with migraine for several reasons (e.g they are not universally effective in managing headache and they can have intolerable adverse effects, they do not appropriate for all patients with migraine due to contraindications, they can lead to Chronification of migraine, and more)

Based on these factors, many patients struggle with adherence to pharmacological acute migraine treatments. Thus, there is a need for tolerable, safe, and effective treatments that can be used for long durations (years) to help individuals regain daily function and relief from pain.

Study objectives

This study aims to examine Nerivio long-term safety, efficacy, and usage. The hypothesis is that Nerivio provides a safe, efficacious, and stable treatment over 1 year of consecutive use.

Study primary endpoint

Device safety

The incidence of adverse events in general and by seriousness, severity and association to the device, as reported by the users. All adverse events that were

reported by participants were analyzed including the following information: device-related AEs, description, severity and whether they were serious, and all other Nerivio patients.

Secondary efficacy endpoints

Utilization.

Consistency of monthly usage of Nerivio device was recorded during 12 calendar months. Consistent usage indicates both adherence and overall satisfaction.

Efficacy.

Consistent Headache Relief at 2 Hours Post-treatment: The proportion of subjects reporting headache relief at 2 hours post-treatment in at least 50% of all their treatments.

Consistent Freedom From Headache at 2 Hours Post-treatment: The proportion of subjects reporting freedom from headache at 2 hours post-treatment in at least 50% of all their treatments.

Consistent Functional Disability Relief at 2 Hours Post-treatment: The proportion of subjects who reported having Functional Disability at the beginning of the treatment and reported improvement of at least one level of Functional Disability at 2 hours post-treatment in at least 50% of all their treatments.

Consistent Functional Disability disappearance at 2 Hours Post-treatment: The proportion of subjects who reported having Functional Disability at the beginning of the treatment and reported no Functional Disability at 2 hours post-treatment in at least 50% of all their treatments.

Results

Four hundred and nine (n=409) Nerivio users were found to match the inclusion/exclusion criteria for the study. The average age of patients was 45.8±15.9 years (mean ± SD), and 84.6% were female, 13.7% male, and 1.7% undefined.

Nine AEs were reported during the study time period (2.20%, 9/409). Eight of these were device-related AEs (1.96%; 8/409). With respect to severity, two (0.49%) were defined as negligible, five (1.22%) were defined as mild, one was defined moderate (0.24%). No severe device-related AEs were reported. None of the reported AEs were considered serious (SAEs).

During the study period, users performed a total of 39,531 treatments, with a monthly average of 8.05 ± 1.15 (mean \pm SD) treatments per patient. Table 1 shows the average month-to-month number of treatments for the users. A repeated-measures ANOVA determined that the month-to-month number of treatments conducted by patients did not differ significantly between 12 months of consecutive treatment [$F(4.9, 1997.2) = 2.0$, $p = 0.075$].

	M 01	M 02	M 03	M 04	M 05	M 06	M 07	M 08	M 09	M 10	M 11	M 12
Mean	9.0	7.7	8.3	8.2	8.4	8.5	8.1	7.9	7.9	7.9	7.4	7.4
SD	8.62	8.14	10.73	9.38	9.39	10.35	9.32	9.32	10.53	10.59	9.62	12.48
SEM	0.43	0.40	0.53	0.46	0.46	0.51	0.46	0.46	0.52	0.52	0.48	0.62

Table 1 - Month-to-month 1-year utilization. Monthly average number of REN treatments over 12 months over patients (n = 409). Error bars represent standard error (SE)

One-year average annual consistent efficacy in at least 50% of all treatments per patient was achieved by 74.1% (180/243) of patients for pain relief and by 26.0% (67/258) for freedom from pain. Figure 1 shows the average month-to-month consistent efficacy of pain relief and freedom from pain. Comparing consistent efficacy across 12 consecutive treatment months showed no significant difference in pain relief and pain freedom throughout the 12 months [$F(11, 1069) = 0.55$, $p = 0.873$ and $F(11, 1295) = 0.69$, $p = 0.750$, respectively].

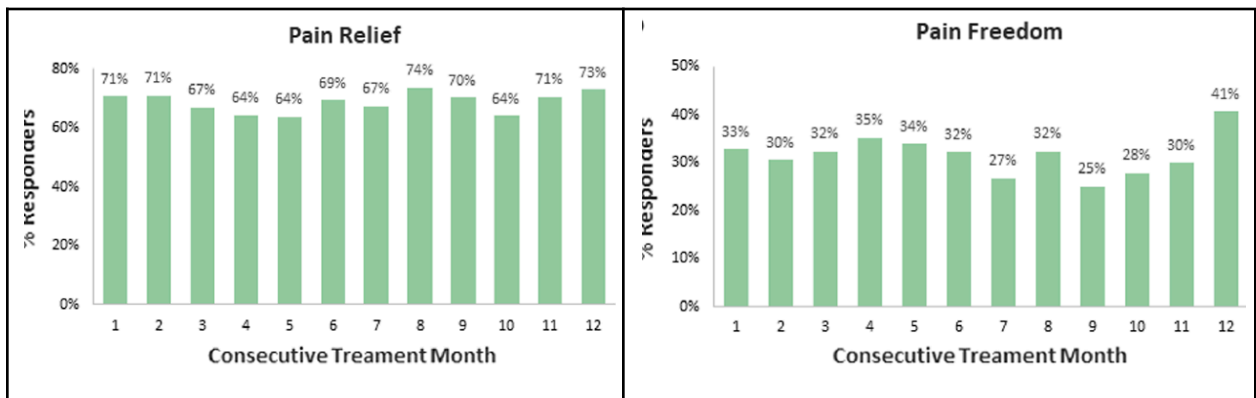


Figure 1 - Month-to-month 1-year efficacy. Monthly percent responders for pain relief and freedom from pain

Average annual consistent efficacy in at least 50% of all treatments per patient was achieved by 70.2% (177/252) of patients for functional disability relief and by 33.7% (85/252) for functional disability freedom. Figure 2 shows the average month-to-month consistent efficacy of functional disability relief and functional disability freedom. Comparing consistent efficacy across 12 consecutive treatment months showed no significant difference in functional disability relief and functional disability freedom throughout the 12 months [F(11, 1202) = 0.860, p = 0.580 and F(11, 1202) = 0.77, p = 0.672, respectively].

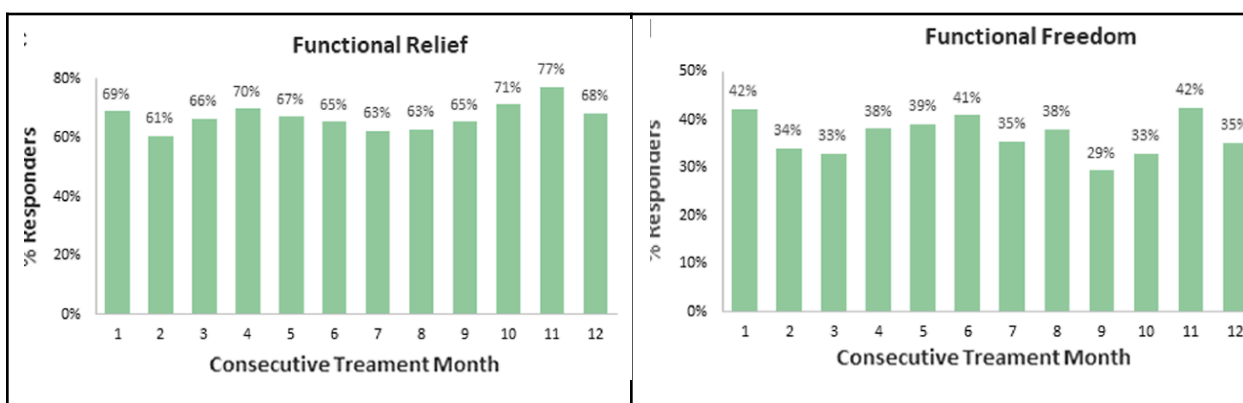


Figure 2 - Month-to-month 1-year efficacy. Monthly percent responders for functional disability pain relief and functional disability freedom

Moreover, regarding associated symptoms, average annual consistent efficacy in at least 50% of all treatments per patient was achieved by 43.2% (95/220) of patients for photophobia, by 52.7% (107/203) of patients for phonophobia, by 70.8% (121/171) of patients for nausea/vomiting, and by 73.5% (180/245) of patients for at least one associated symptom.

Conclusions

This study demonstrated that long-term use of Nerivio (at least once per month for 12 months) was safe and effective. The device showed consistent efficacy, excellent safety profile, and consistent tolerability of REN over 12 months.

Retrospective Controlled Survey Study to Assess the Safety of Treating Migraine With Nerivio During Pregnancy and 3 Months

The results of the study were published in Headache. 2023 Jul-Aug;63(7):968-970

<https://headachejournal.onlinelibrary.wiley.com/doi/10.1111/head.14586>

The prevalence of migraine among women is highest during reproductive years. Women with migraine and their offspring face an increased risk for adverse pregnancy outcomes. Adverse pregnancy outcomes (APOs), including gestational diabetes, preterm birth, fetal growth restriction, and hypertensive disorders of pregnancy (gestational hypertension, preeclampsia, and related disorders) are major health risks for pregnant individuals during pregnancy and throughout their lifespan. There are evidence that demonstrate the association between migraine history and adverse pregnancy and APOs.

This retrospective controlled survey-study (ClinicalTrial.Gov NCT05464069) evaluated the safety of Nerivio for migraine treatment during pregnancy through 3 months postpartum, relative to other options (medications or no treatment). It compared women with migraine who treated their migraine with at least three Nerivio treatments during pregnancy (Nerivio group) to women with migraine who did not use Nerivio during pregnancy (control group) on critical pregnancy outcomes.

Safety outcome

The primary endpoint was defined as Non-Inferiority of Nerivio group to control group with regard to gestational age at delivery. Additional 7 secondary endpoints related to APOs were defined as well. These outcomes included newborn weight, miscarriage

rate, preterm birth rate, birth defect rate, stillbirths rate, rate of newborns meeting developmental milestones at 3 months postnatal, and rate of participants who visited emergency room during their pregnancy.

Participants disposition

Invitation to participate in the study was sent by the sites to potential candidates. 418 candidates responded to the invitation. 206 were found to be eligible through eligibility questionnaire. 188 of them signed the electronic Informed Consent Form (eICF). 171 completed the study survey. 31 were excluded from the analysis due to various reasons. A total of 140 participants were included in the analysis (Nerivio group n=59, Control group n=81).

Results

There was no statistical difference in the primary endpoint of gestational age between the Nerivio group and the control group, as can be seen in Table 1.

Primary endpoint	Nerivio	Control	p-Value
Gestational Age (mean ± SD)	38 weeks & 5 days ± 1 week & 6 days	39 weeks & 0 days ± 1 week & 2 days	0.160
Mean Difference [95% CI]	-3 days; [95%CI (-7 days to 1 day)]		

Table 1 – Results of primary endpoint

There were no statistical differences between the Nerivio group and the control group in all measured adverse pregnancy outcomes. All seven secondary endpoints did not differ between REN and control groups:

1. Newborn weight (mean ± SD: 7.2 ± 1.2 vs. 7.2 ± 1.0 pound; mean difference of 0 pounds; 95% confidence interval: -0.4 to 0.4; p > 0.999)
2. Miscarriage rate (3.4% vs. 3.7%, p = 0.918)
3. Preterm birth rate (14.0% vs. 6.4%; p = 0.138)
4. Birth defect rate (14.0% vs. 14.1%, p = 0.991)
5. Stillbirths rate (0% vs. 0%; p > 0.999)

6. Rate of newborns meeting developmental milestones at 3 months postnatal (96.5% vs. 94.9%; $p = 0.652$)
7. Rate of participants who visited emergency room during their pregnancy (15.3% vs. 17.3%; $p = 0.749$).

Results indicated that the Nerivio device is a safe treatment of migraine during pregnancy, not increasing the risk for adverse pregnancy outcomes, and therefore offering a much-needed non-pharmacological alternative for women with migraine during pregnancy.